



With Ed Downs  
December 30, 2022

# I.C. Throttle One



# VisualTrader's Proprietary Instrumentation

The **Leading Indicator** provides a Composite View of the movement of all stocks in the Index.

We can read the value of the Leading Indicator to drive the **Trade Throttle** in the direction of the market.



# Throttle Automation

We have a Special, non-released feature in the **Trade Throttle** that can AUTOMATICALLY drive the Direction, Equity, and Choke Levers.

These scripts are being used to fully automate Trade Throttle operation.

The screenshot displays the 'Trade Throttle' application window. At the top, there are buttons for 'ENTER Trades' and 'EXIT Trades'. Below these, the 'Mode' is set to 'Real Mode'. There are checkboxes for 'Enable AutoSIM' and 'Enable AutoTrade'. The 'Tradeplan' is set to 'Trade Throttle 3' and '% Eq / Trade' is set to '0.10'. The 'Trade Throttle Controls' section includes 'Direction', 'Equity', and 'Choke' settings, along with 'Settings' and 'Update' buttons. A red box highlights the 'Auto Equity' dialog box, which contains the following fields: 'Formula' with the value '-(ABS(LIChange("Main","Currer ...))', 'Symbol' set to 'QQQ', 'Min Value' set to '0', and 'Max Value' set to '0.002'. Below the dialog box, there are three 'Auto' checkboxes, each with a red box around it. A red arrow points from the middle 'Auto' checkbox to the 'Auto Equity' dialog box. At the bottom, there are 'Warnings:' and 'Avail. Longs: 0; Avail. Shorts: 102. Used BP: 0 %'.



# Throttle One Goal: Lowest Possible Draw Downs



7/18 - 7/21 (4 days)

Statistics	
Starting Balance:	\$30000.00
Ending Balance:	\$31310.70
Net Profit:	\$1310.70
Percent Return:	4.37%
Max Drawdown:	\$426.55
Max DD Percent:	1.35%
Return/DD Ratio:	3.24
<b>Annual Percent Return:</b>	<b>4850.53%</b>
Average Percent Invested:	30.00%
Number of Trades:	26
Hit Rate:	53.85%
Profit per Trade:	0.51%

X Axis

Date  Bars

# Throttle Success

The 3 Ingredients of Effective Throttle Trading:

- 1) Only Trade the **Strongest Breakouts** on the Index...
- 2) But **ONLY** when **Virtually all Elements** are in Lock Step
- 3) And, **Keep Losses Small** on Adverse Moves.





# IC RT Nasdaq



# IC RT Nasdaq

Trades the most correlated stocks in the NASDAQ 100.

Simulation shows 241% annual return vs. 6% draw down.

Real Time.

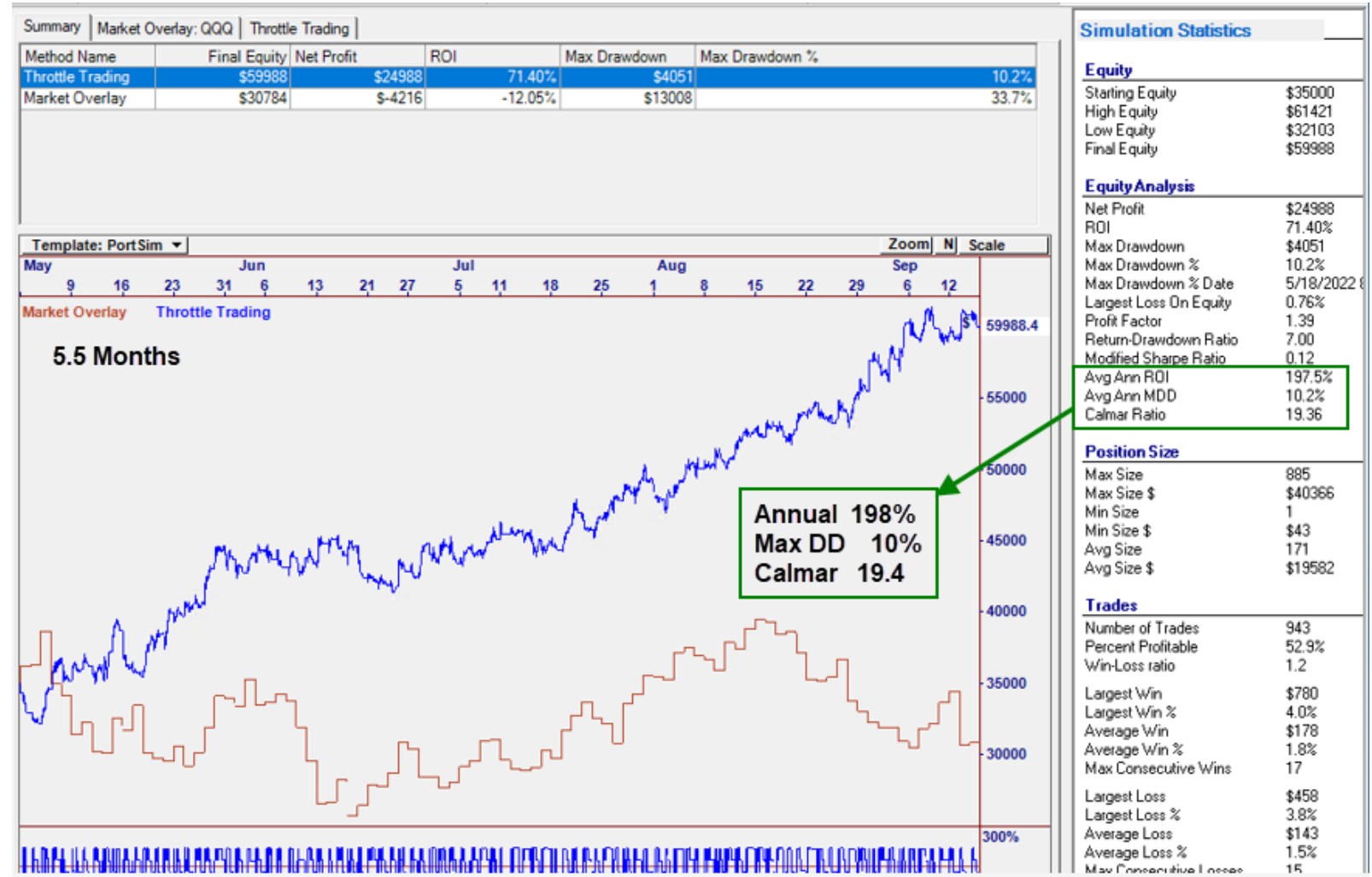
No overnight risk.





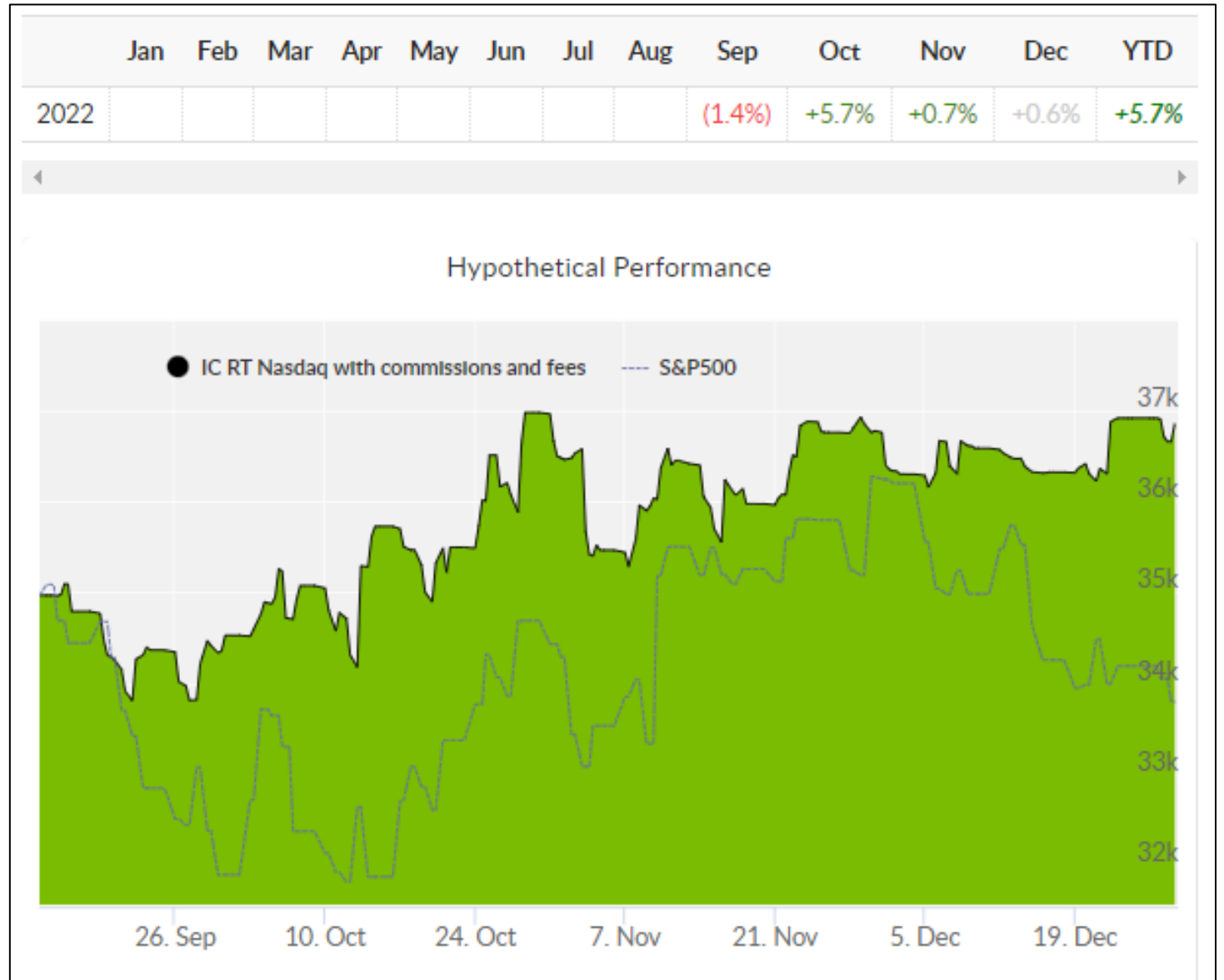
# May-Sep '22

Over 5.5 Months, aggregate returns 200% per year with a maximum draw down of 10%.



# Collective 2 Record

RT Nasdaq has made steady gains since release.

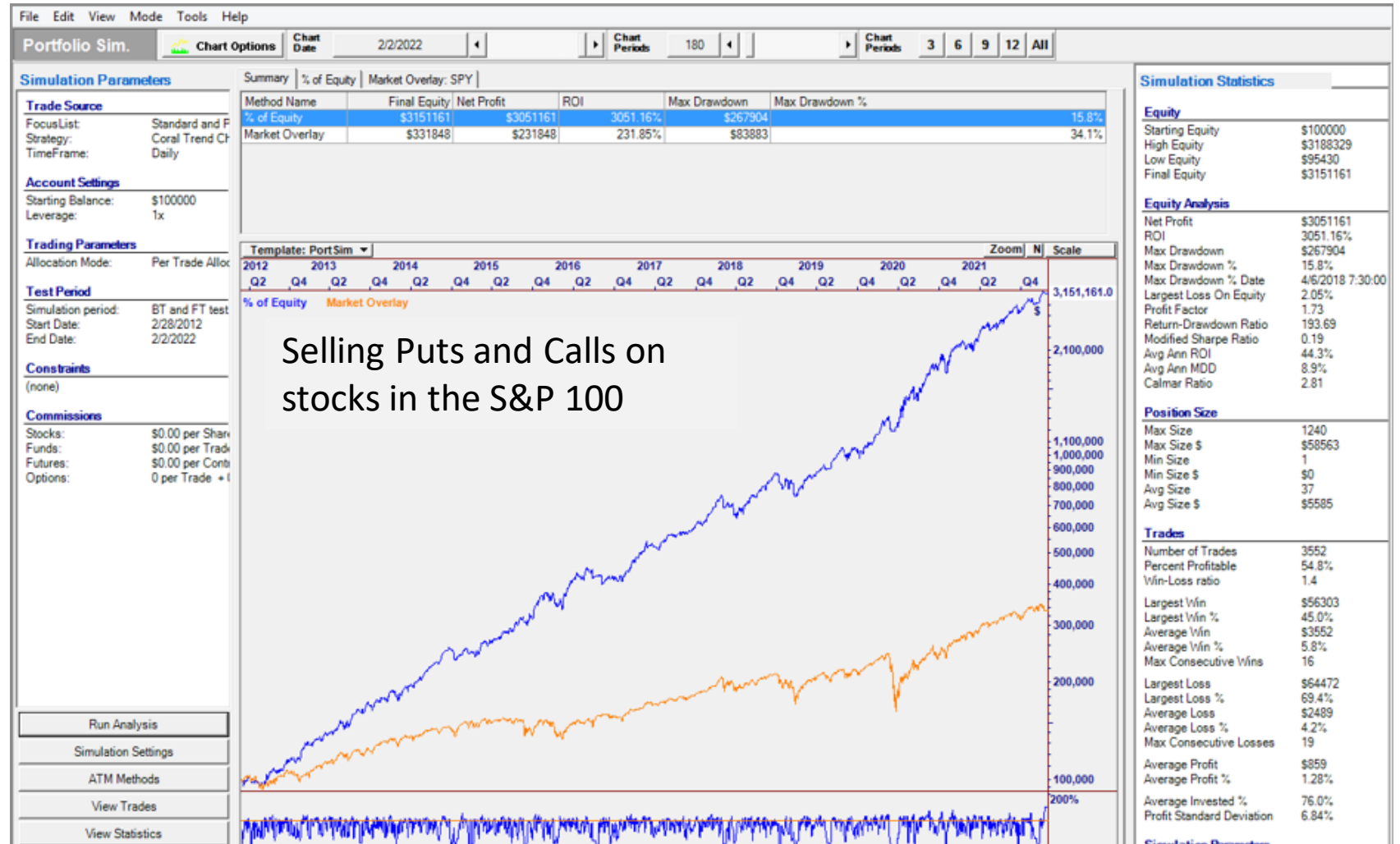




# Options Trading

# IC Option Income

- Operates under **ATM Control** using Bullish/Bearish Market States.
- Sells Puts **AND Calls** on stocks in the S&P 100 depending on Market State
- Very Steady Curve with 44% Annual Return on margin.

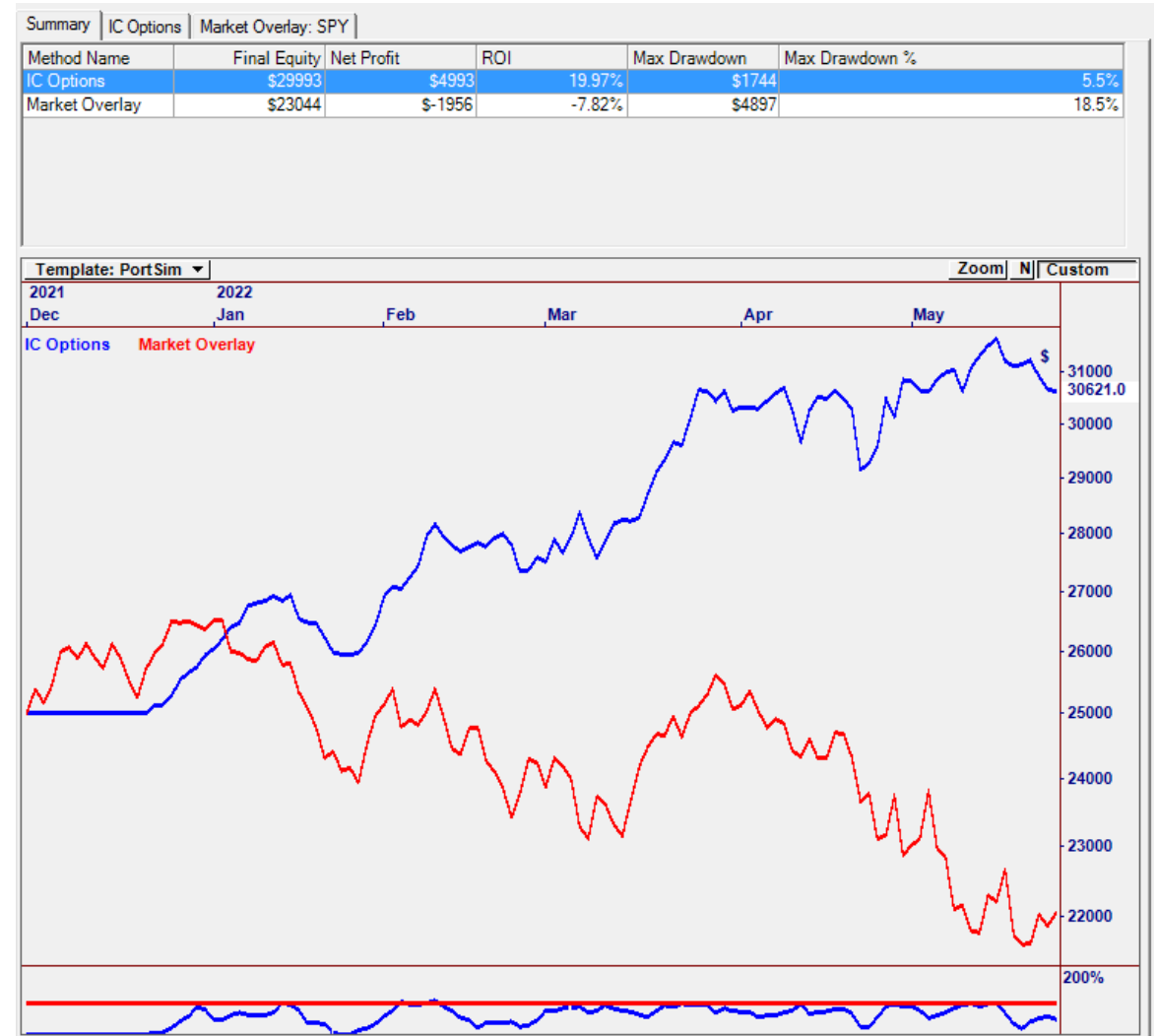




# IC Option Income Performance

## 6-Month Simulation

- Up over 20% Jan-May '22
- The Market was DOWN over 12% in the same period.



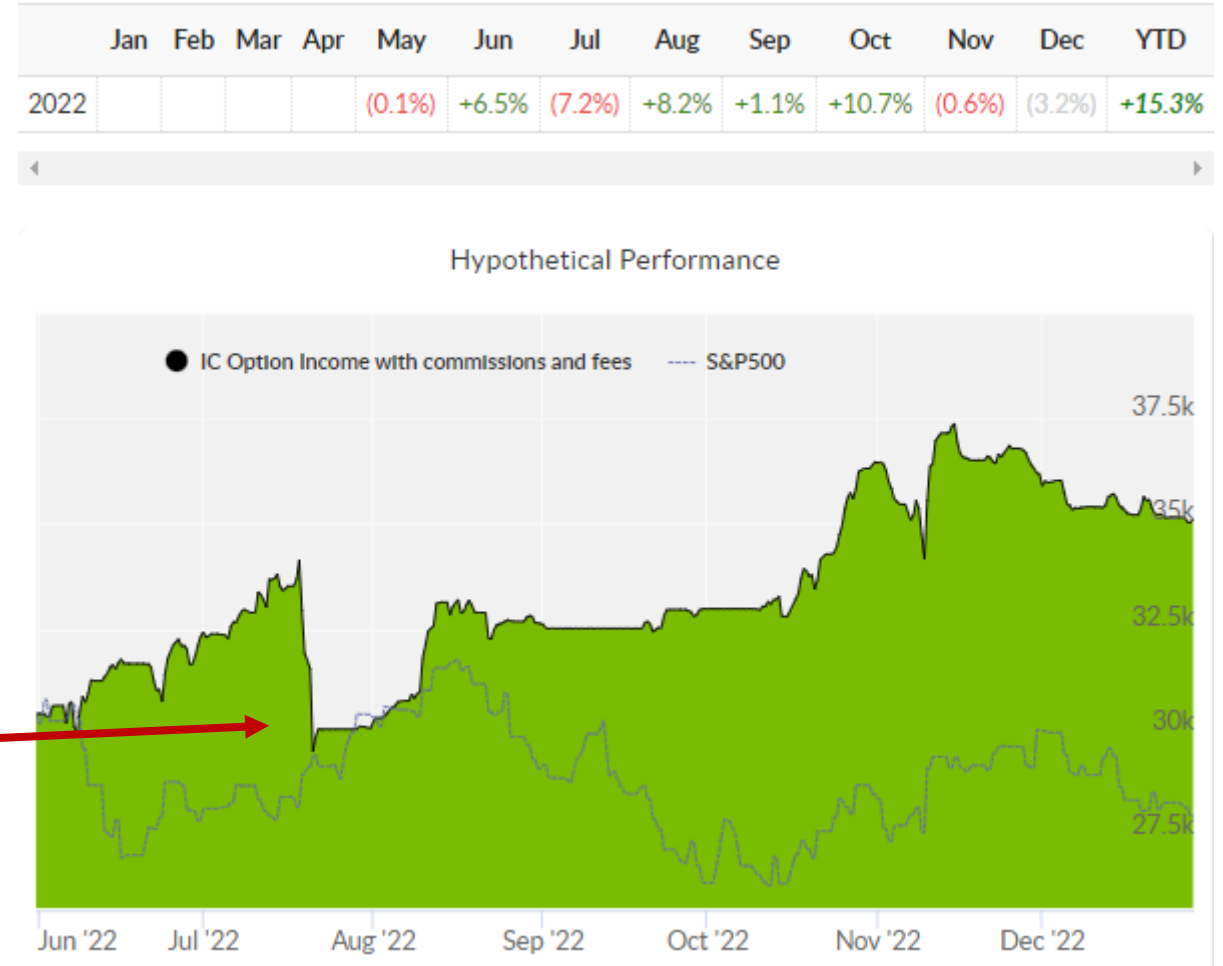
2022 Performance Simulation (6/1/22).

# IC Option Income – History

We saw very smooth appreciation until the market corrected.

The draw down was caused by waiting to cover Short Options at the next Open.

We added **Intra-Day Monitoring** to exit during the session based on the underlier.



As of 9/14/22



# Dynamic Equities

# Dynamic Equities

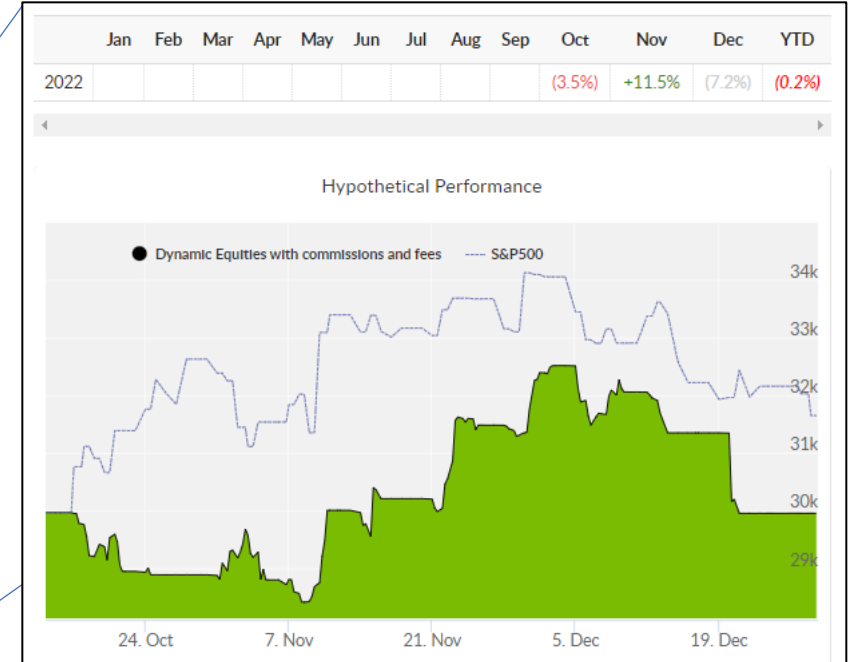
Dynamic Equities trades Stocks and Inverse ETFs to trade in the direction of the market.

It also uses a Nasdaq eMini (NQ) hedge overnight to protect against risk.





# Dynamic Equities



**Extremely Volatile Market since launch.** Reworking Dynamic Equities this week to combine Bull and Bear States to act as “shock absorbers”

# A Special Presentation

Today, Jeff Drake and Ed Downs aired a special presentation on **Dynamic Equities**.

The improvements are worth taking note of...

(video embedded in presentation)





# Looking Forward to 2023

## Goals for the New Year...

1. **Monitor and Trade Dynamic Equities v2**
2. **Deploy Throttle One!**
3. **Adapt the Throttle Concept to Other Markets (SP100, etc.)**
4. **RT Nasdaq: Improve with Recent Signal Discoveries**
5. **Option Income: Can also be improved with recent Signal Discoveries**
6. **Add Market States to the futures Strategies to take care of Changing Markets**







Thank You!